


AGA



AGA STOVES

Cosy warmth, exceptional design



A close-up photograph of a man and a woman looking at each other and smiling. The man is on the left, wearing a striped shirt, and the woman is on the right, wearing a dark jacket. They are both looking towards the center of the frame.

CONTENTS

The AGA Story	3
Engineering Excellence	4
Find Your Ideal AGA Stove	6
Active Airflow Technology	8
Efficiency	10
Fuel Options	11
Working With Cast Iron	12
Stretton & Stretton SE	15
Ludlow & Ludlow SE	17
Little Wenlock Classic & Little Wenlock Classic SE	19
Little Wenlock	21
Much Wenlock Classic	23
Berrington	25
Minsterley	27
Fusion Pellet Stove	29
Working With Steel	30
Shawbury	33
Hanwood	35
Lawley	37
Hadley	39
Westbury	41
Dorrington	43
Specifications — All Models	44
Stoves Approvals	46



THE AGA STORY

For over 80 years AGA has remained at the forefront of engineering excellence. AGA stoves embody the best AGA traditions and employ the very latest technology. The generations of workers who have bestowed their craft, often from father to son, have done so with great care and attention, bringing a sense of pride to each new creation. When you invest in an AGA stove, you are acquiring a piece of history, a talking point and a centrepiece for your home. AGA stoves are brought to you by the manufacturers of the world famous AGA range cooker. They are assembled by hand by skilled craftsmen, giving each one a personal touch and unique quality.

QUALITY CONTROL

Every AGA stove is subjected to a detailed quality control inspection before it is allowed to leave the factory.

ENGINEERING EXCELLENCE

With a reputation for technical excellence, AGA stoves are amongst the best you can buy. Each model is individually designed to ensure that the air flows around the stove in the most efficient way possible, while all components are manufactured to the highest technical standards. In addition, each stove is assembled by hand and subjected to a gruelling series of quality control checks, including a visual inspection of the casting, before it is allowed to leave the factory.

FLEXIBILITY

Most models can burn either wood or solid fuel and we have a model with a boiler to provide domestic hot water.



FIND YOUR IDEAL AGA STOVE

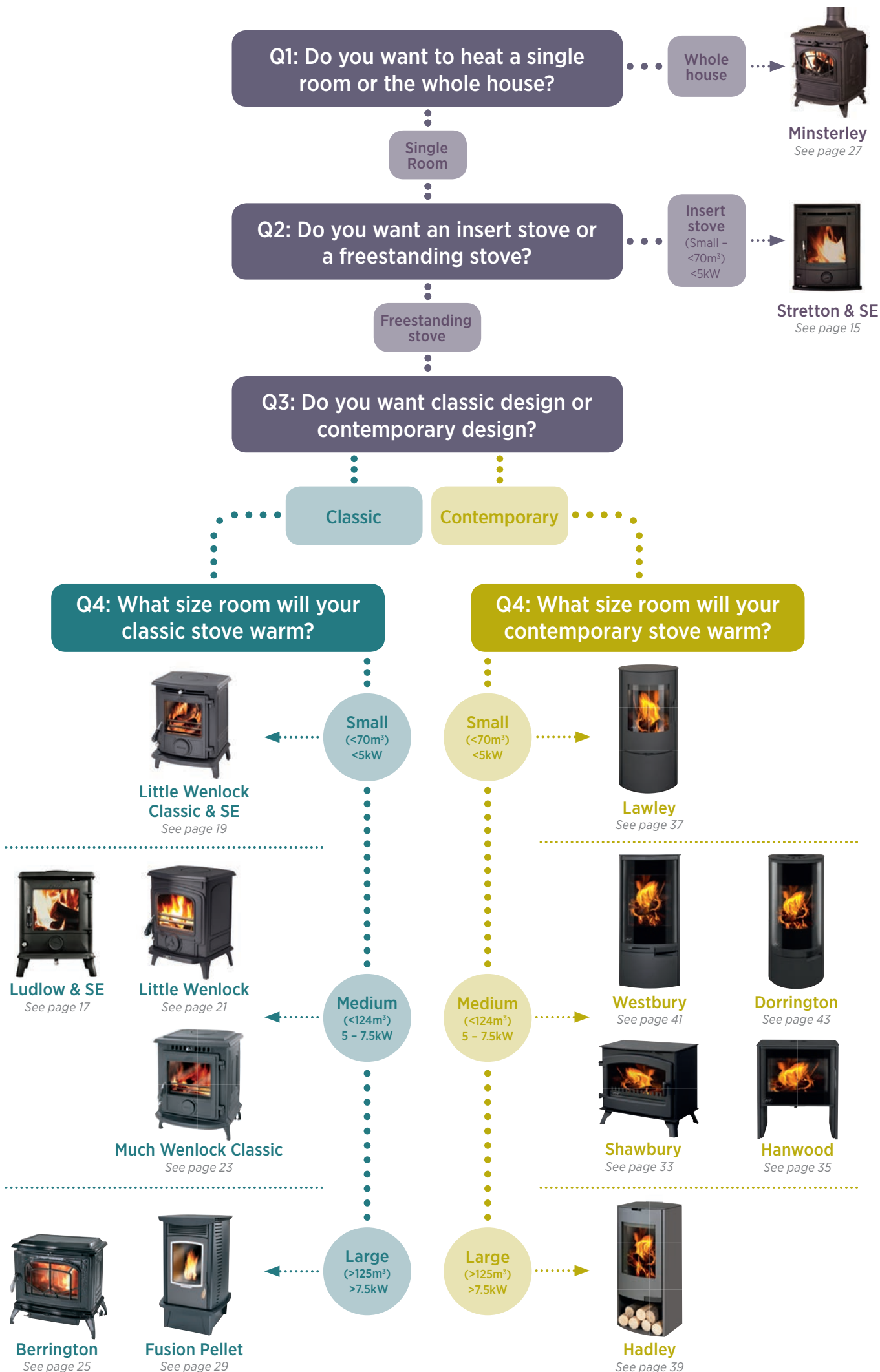
There are a number of things to consider when deciding on which stove you want. Do you want to heat a single room or the whole house? Do you live in a smoke control area? Thankfully we have a stove to suit your needs. The AGA range includes a wide variety of styles to suit all tastes, from the traditional to very contemporary. Matching the heat output of a stove with the room it will heat is very important and it is best to take advice from a professional installer prior to installation. However, you can use the simple calculation below as an initial guide.



To find out which Stove is your perfect match, measure your room, then use this calculation to find your room size in metres³ and the heat output in kW of the stove.

$$\boxed{} \times \boxed{} \times \boxed{} = \boxed{} \times .0606 = \boxed{} \text{ kW}$$

Height (m) Length (m) Width (m)



ACTIVE AIRFLOW TECHNOLOGY

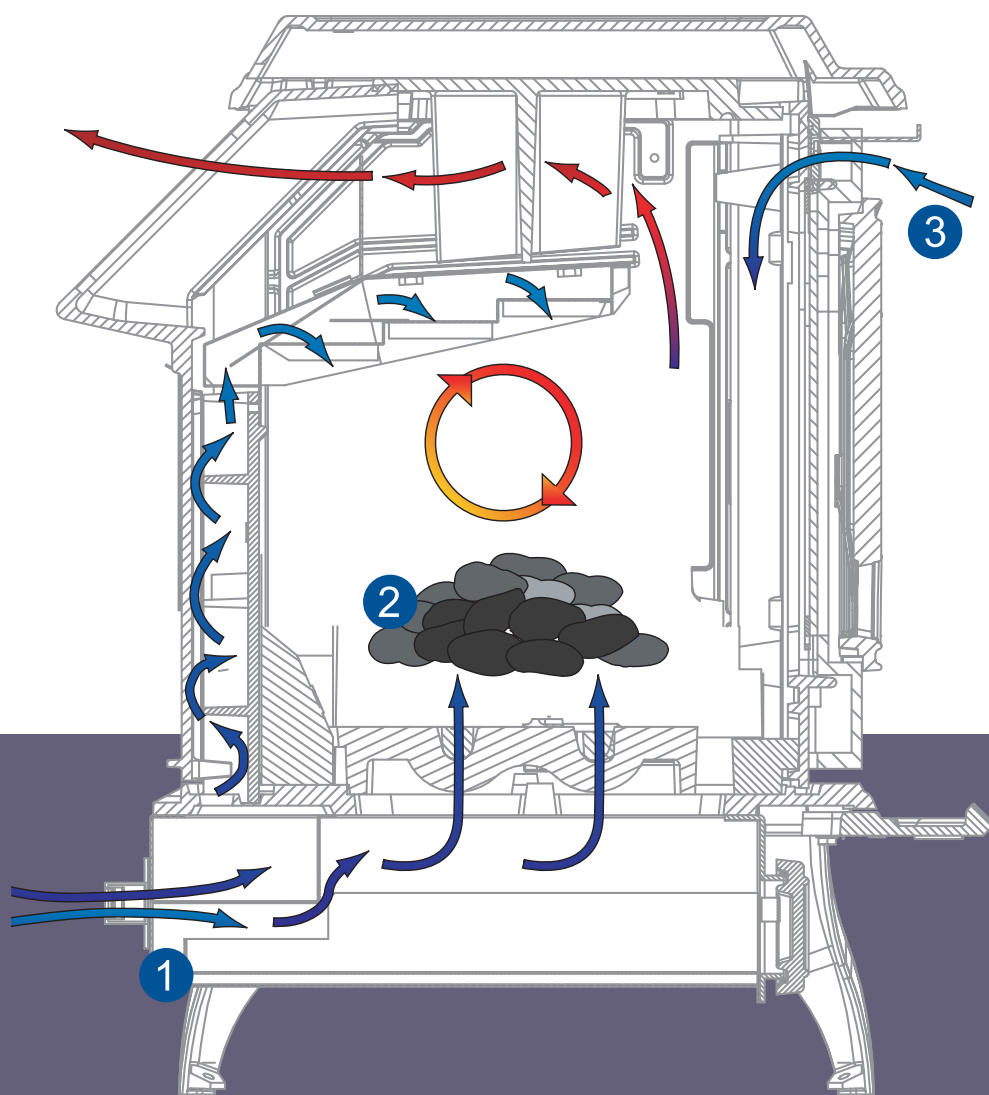
Often it is those things which you don't see that make all the difference.

AGA stoves incorporate the latest Active Airflow technology, to deliver the most efficient use of energy and to protect the environment from harmful emissions.

Fresh air is carefully channelled below, around and above the fire box to create the optimum conditions for combustion. Any solid particles and volatile gases produced from the fire are re-ignited and burnt off before they can enter the atmosphere.

This process not only guarantees that you achieve the maximum heat output from your chosen fuel, but also helps to keep the window clean and clear, so that you can enjoy the flame picture to the full.

Our Smoke Exempt Stoves can be used in smoke control areas throughout the UK to burn wood.



1. A controllable air intake allows you to set the rate of combustion
2. Pre-heated air from the rear of the stove creates a secondary burn, which increases the heat output and burns off impurities
3. Air flows across the window keeping it clean and clear, giving a magnificent view of the fire

AGA STOVES ARE UP TO 81% EFFICIENT

By following a few simple guidelines, you can ensure that your stove is not only economic to run, but also environmentally friendly.

The secret is to burn clean, dry fuels at high temperature, with an adequate air supply. Modern proprietary solid fuels and large anthracite nuts burn at consistently high temperatures, ensuring a good secondary combustion of any impurities in the smoke. Never use fuel that is wet or unsuitable for the appliance and don't overfill the firebox. Of course, dry timber from a well managed and renewable forest is the most environmentally friendly fuel of all, as any emissions are comparatively low in CO₂ and the planting of new trees can help to reduce global warming.

As a simple check, if the smoke coming from your chimney is black or dark brown, then the combustion is incomplete and you are releasing too many impurities into the environment. If it is white or barely visible then your stove is working at peak efficiency.



Carbon Neutral

Burning wood is carbon neutral because it only releases the same amount of carbon dioxide to the atmosphere as it would if it were left to decompose on the forest floor.

So, when you burn firewood, be assured that you are not harming the environment.

NEW

AGA RAYBURN
HOME ENERGY MANAGEMENT

ECO-CONNECT

AGA Rayburn now has an innovative award-winning system called Eco-Connect, which facilitates the effective integration of traditional heating systems and appliances with renewable sources of energy.

So, now you can link your Rayburn central heating cooker, fuelled from a renewable source such as wood, to a conventional or condensing boiler. Alternatively, you can easily integrate a wood burning stove to your home's heating system.



A FUEL TO SUIT ALL HOMES AND NEEDS



SOLID FUEL

Solid fuel is not only economic but it also produces a fantastic glowing flame.



WOOD

A renewable resource and the most environmentally friendly fuel to burn.

Nothing can compare with the roar and crackle of a real wood fire.



SOLID FUEL OPTIONS

Solid fuel is an efficient and economical method of heating your home 24 hours a day, whatever the weather. There are a wide range of fuels available and, in general, homes heated by solid fuel stoves can benefit from reduced condensation - helping to eliminate household mould and carry away toxins.



WOOD BURNING

AGA stoves are clean burning and highly efficient. Burning timber is cost effective and helps to conserve fossil fuels. For the best effect, only dry seasoned timber should be used. You can recognise dry wood by the fact that the bark comes away easily. Fresh green wood can have a moisture content of up to 90%, which makes it slow to ignite, produces steam, reduces the efficiency of the stove and can lead to excess sooting, which in turn, reduces the visibility of the flame picture. The firebox should never be completely emptied as wood burns best on a bed of ash.



AGA

CLASSIC STOVES

WORKING WITH CAST IRON

To make a stove which is both beautiful to look at and practical to run, you have to start with the right materials – a high quality metal, which is precision cast and expertly finished by skilled craftsmen.



BEAUTIFUL DESIGN FEATURES

The beautiful cast iron panels of an AGA stove are individually moulded in a hand finished 'cast'. This means that we can create the gentle curves and exquisite design details which are the hallmark of a high quality stove.



EXCELLENT HEAT RETENTION

Cast iron is renowned for its heat retention properties, which is why we use it in our world famous AGA cookers. The heat stored whilst the stove is lit continues to be released into the room, long after the embers have died away.



OUTSTANDING BUILD QUALITY

Our stoves are manufactured to the highest possible standards. They carry the CE mark, which means that they comply with the essential requirements of the relevant European health, safety and environmental protection legislation. They are also all HETAS listed and have a five year parts and one year labour warranty*.

*Does not apply to consumable items; glass, bricks etc.







STRETTON & STRETTON SE

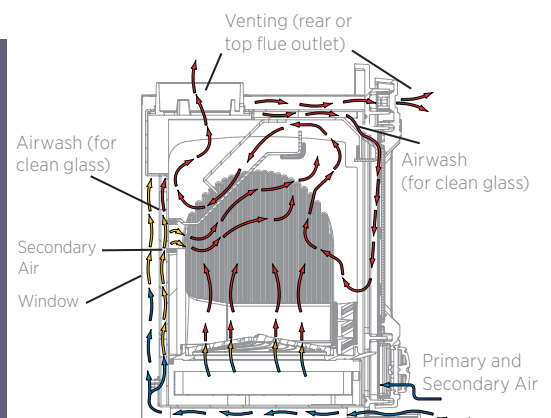
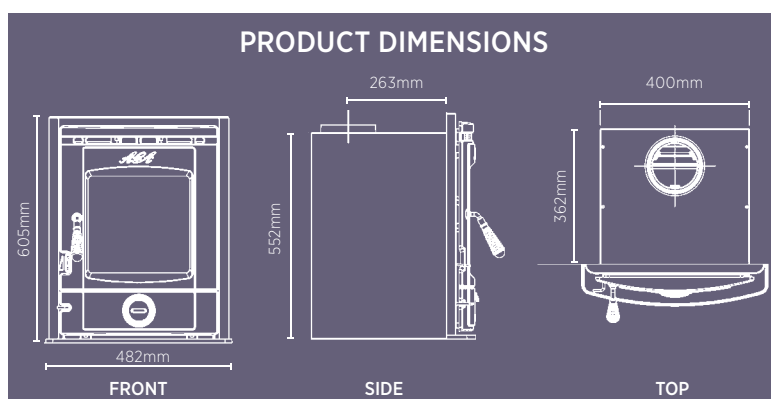
The Stretton boasts a sleek design as well as being simple and easy to use. With 78.4% efficiency and a nominal heat output of 4.9kW (maximum heat output 7.4kW), it's a great solution to owning a cast iron multi fuel stove whilst keeping a focal point of a traditional fireplace. The Stretton can be positioned into a 16" or 18" fireplace.

Designed to the highest AGA standards, the Stretton is precisely engineered to give an extremely effective air-wash system. It also has an adjustable secondary air wash system to ensure the glass is kept clean. The removable black handle, shaker grate, ash pan, fire fence and front ash tray all help make the Stretton exceptionally easy to use. It is just perfect for those looking for warmth and style.

The Stretton multi-fuel stove is now also available in a dedicated smoke exempt version (SE). The low particulate emissions from the SE model ensure that it is fully approved to burn wood and solid fuel in smoke exempt zones (typically associated with urban centres of population).

FUEL TYPE	FLUE	WINDOW	ENAMEL OPTION	AIR WASH	OPTIONAL BOILER
Solid Fuel and Wood	Top or Rear	Plain	No	Yes	No

Please consult your dealer for more details.



RECOMMENDED SOLID FUEL TYPES

Wood, coal, anthracite and peat briquettes (see page 11 for details).



ACTIVE
AIRFLOW
SYSTEM



ALSO AVAILABLE AS







LUDLOW & LUDLOW SE

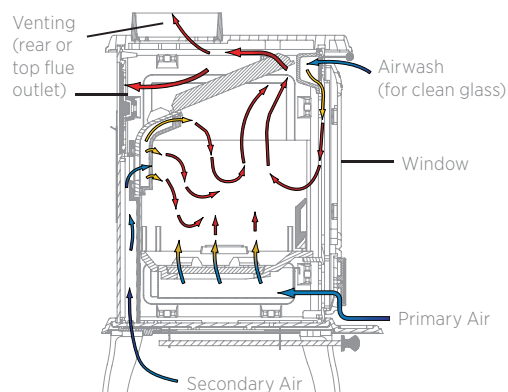
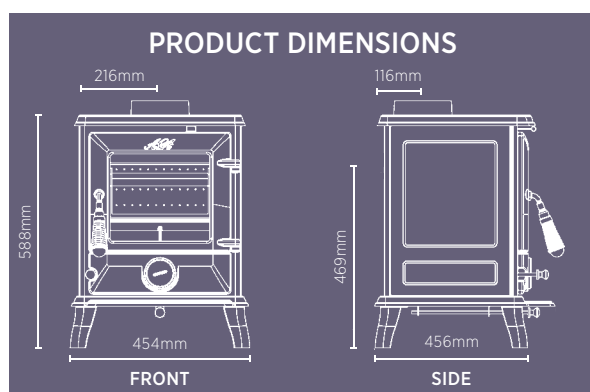
The Ludlow is a medium sized multi fuel stove with a nominal heat output of 6.5kW (maximum heat output of 9.7kW) and an efficiency rating of 76% when burning wood logs. It has a removable shaker grate, ash pan, fire fence and front ash tray. As well as being simple and easy to use, it can be left to burn overnight. It features the classic AGA black “cool touch” wire handle and will look equally at home in a traditional or contemporary setting.

The Ludlow has been designed to exude a similar look to the existing AGA Stoves range, precisely engineered to give an effective air-wash system. This is controlled with pinpoint accuracy by the dedicated, preheated tertiary air intake.

The Ludlow wood burning stove is now also available in a dedicated smoke exempt model (SE). The low particulate emissions from the SE model ensure that it is fully approved to burn wood in smoke exempt zones (typically associated with urban centres of population).

FUEL TYPE	FLUE	WINDOW	ENAMEL OPTION	AIR WASH	OPTIONAL BOILER
Solid Fuel and Wood	Top or Rear	Plain	No	Yes	No
Wood (SE only)	Top or Rear	Plain	No	Yes	No

Please consult your dealer for more details.



RECOMMENDED SOLID FUEL TYPES

Wood, coal, anthracite and peat briquettes (see page 11 for details).



ACTIVE
AIRFLOW
SYSTEM



ALSO AVAILABLE AS



*Solid fuel option is not available on the Smoke Exempt model.





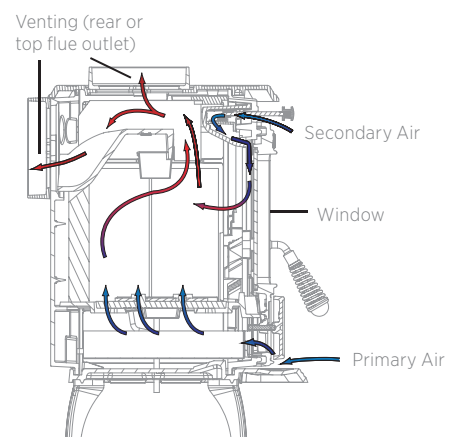
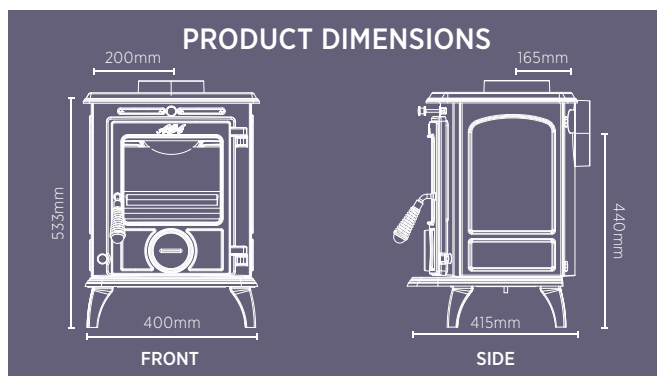
LITTLE WENLOCK CLASSIC & SE

The Little Wenlock Classic is the perfect blend of old and new, it combines cutting edge design with traditional casting beauty. A small cast iron multi-fuel stove with dedicated preheated secondary air and a nominal heat output of up to 4.7kW (maximum heat output of 7kW). It offers top or rear flue connection, a high chrome riddling grate, a built-in ash pan, combustion air control, interchangeable wood burning plate and one of the most effective air-wash systems available to keep the glass clean. The Little Wenlock Classic is 81.2% efficient.

The Little Wenlock Classic is also available in a dedicated smoke exempt (SE) version. The low particulate emissions from the SE model ensure that it is fully approved to burn wood and solid fuel in smoke exempt zones (typically associated with urban centres of population).

FUEL TYPE	FLUE	WINDOW	ENAMEL OPTION	AIR WASH	OPTIONAL BOILER
Solid Fuel and Wood	Top or Rear	Plain	No	Yes	No

Please consult your dealer for more details.



RECOMMENDED SOLID FUEL TYPES

Wood, coal, anthracite and peat briquettes (see page 11 for details).



ACTIVE
AIRFLOW
SYSTEM



ALSO AVAILABLE AS





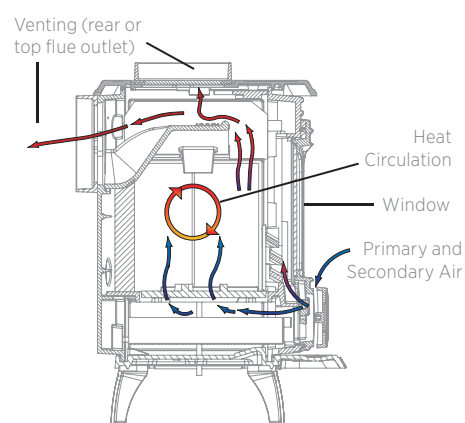
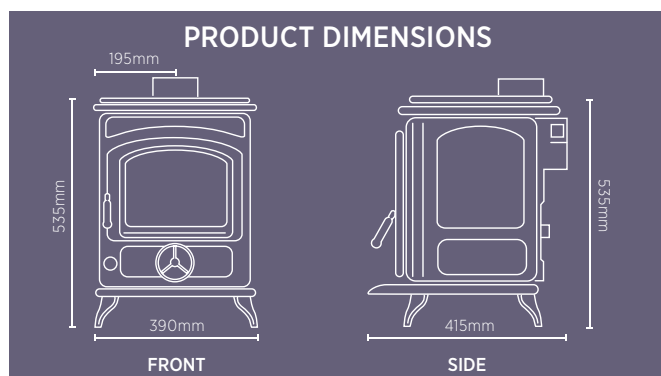


LITTLE WENLOCK

The Little Wenlock is a highly versatile stove. With traditional moulded detailing, arched side panels and the distinctive wire handle so reminiscent of an AGA – this stove is certain to look perfect in almost any setting. Featuring a nominal output of up to 5.7kW (and a maximum output of 8kW) with 79% efficiency, this solid fuel and wood stove is ideal for small to medium sized rooms.

FUEL TYPE	FLUE	WINDOW	ENAMEL OPTION	AIR WASH	OPTIONAL BOILER
Solid Fuel and Wood	Top or Rear	Plain	No	Yes	No

Please consult your dealer for more details.



RECOMMENDED SOLID FUEL TYPES

Smokeless - Ancit, Centurion, Coalite (Nuts), Maxibrite, Phurnacite, Sunbrite (Doubles), Extracite, Blazeprite, Anthracite (Large Nuts), Welsh Dry Steam Coal (Large Nuts), Dry Seasoned Wood (see page 11 for details).



DESIGN OPTION:
WOODEN HANDLE



MATT BLACK

ACTIVE
AIRFLOW
SYSTEM



WOOD



SOLID FUEL



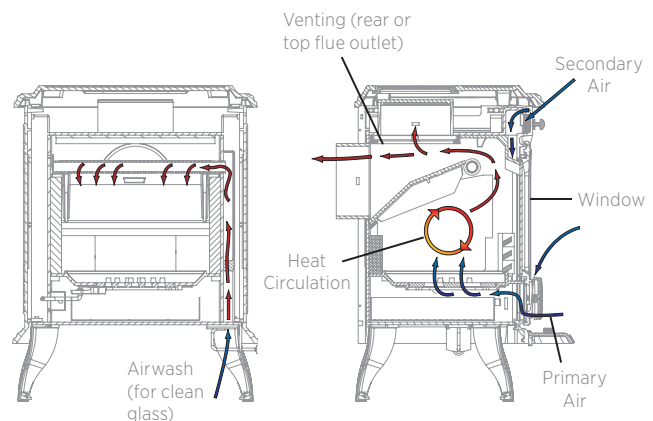
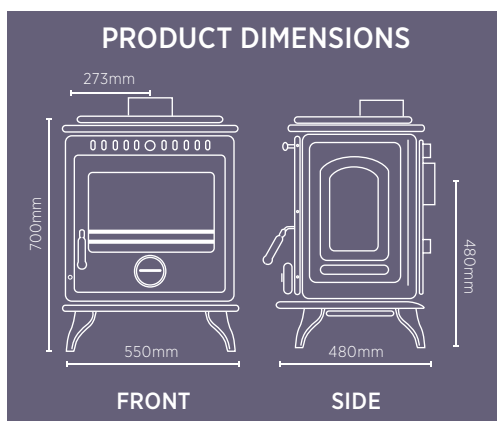


MUCH WENLOCK CLASSIC

The Much Wenlock Classic is a medium sized solid fuel and wood stove with a nominal heat output of 5.5kW (maximum 8.3kW) with 77% efficiency. It is suitable for burning wood, coal, anthracite or peat briquettes and features a removable shaker grate, ash pan, fire fence and front ash tray. It's simple and easy to use and can be left to burn overnight. This stove also has a black stay cool handle with an air inlet control.

FUEL TYPE	FLUE	WINDOW	ENAMEL OPTION	AIR WASH	OPTIONAL BOILER
Solid Fuel and Wood	Top or Rear	Plain	No	Yes	No

Please consult your dealer for more details.



RECOMMENDED SOLID FUEL TYPES

Smokeless - Ancit, Centurion, Coalite (Nuts), Maxibrite, Phurnacite, Sunbrite (Doubles), Extracite, Blazeprite, Anthracite (Large Nuts), Welsh Dry Steam Coal (Large Nuts), Dry Seasoned Wood (see page 11 for details).



ACTIVE
AIRFLOW
SYSTEM





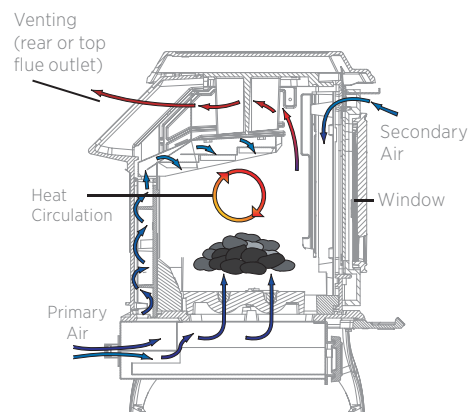
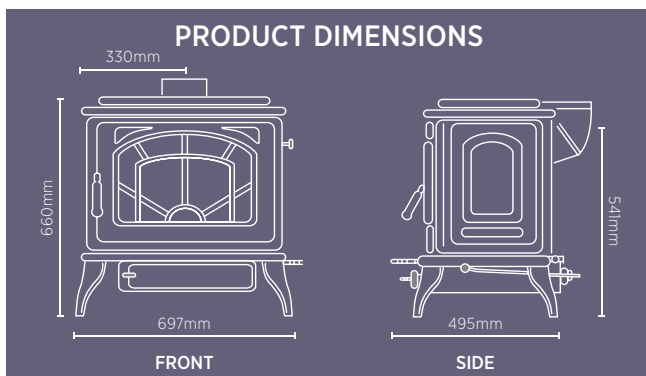


BERRINGTON

The Berrington has a truly elegant design, with a distinctive pebbled door surround and a beautiful paned effect window. This large stove, ideal for the family home, has a nominal heat output of up to 8.5kW (and a maximum heat output of 12kW) with 76% efficiency. It can be left safely to burn overnight and the removable grate system makes it easy to clean.

FUEL TYPE	FLUE	WINDOW	ENAMEL OPTION	AIR WASH	OPTIONAL BOILER
Solid Fuel and Wood	Top or Rear	Paned	Yes	Yes	No

Please consult your dealer for more details.



RECOMMENDED SOLID FUEL TYPES

Smokeless - Ancit, Centurion, Coalite (Nuts), Maxibrite, Phurnacite, Sunbrite (Doubles), Extracite, Blazeprite, Anthracite (Large Nuts), Welsh Dry Steam Coal (Large Nuts), Dry Seasoned Wood (see page 11 for details).



DESIGN OPTION:
WOODEN HANDLE



MATT
BLACK



GLOSS BLACK
ENAMEL



GLOSS MAJOLICA
BROWN ENAMEL

ACTIVE
AIRFLOW
SYSTEM



WOOD



SOLID FUEL



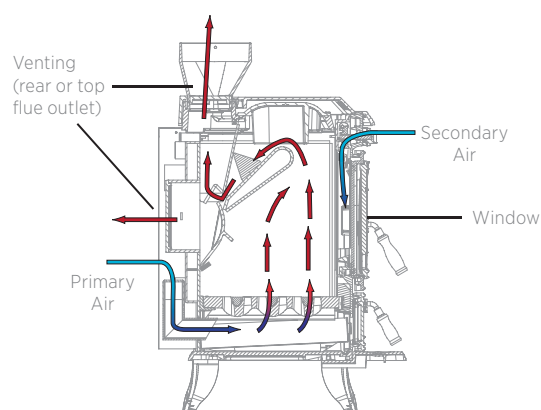
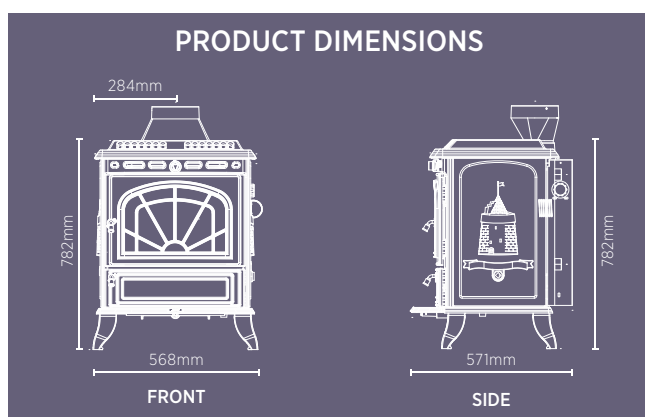


MINSTERLEY

As one of our larger stoves, the Minsterley not only provides central heating, but also generates a plentiful source of hot water for your home, with a nominal heat output of 7.5kW to water (and a maximum output of 11.2kW to water). The Minsterley features a thermostatic (water temperature) control as well as primary and secondary air intakes for optimum control. Its versatility means that as well as burning wood it can also burn coal, peat briquettes or smokeless fuel through use of the interchangeable wood burning plate. Combining the power and efficiency of its heat output, the Minsterley is the perfect choice for the family home.

FUEL TYPE	FLUE	WINDOW	ENAMEL OPTION	AIR WASH	OPTIONAL BOILER
Solid Fuel and Wood	Top or Rear	Paned	No	Yes	Boiler Only

Please consult your dealer for more details.



RECOMMENDED SOLID FUEL TYPES

Smokeless - Ancit, Centurion, Coalite (Nuts), Maxibrite, Phurnacite, Sunbrite (Doubles), Extracite, Blazebrite, Anthracite (Large Nuts), Welsh Dry Steam Coal (Large Nuts), Dry Seasoned Wood (see page 11 for details).



DESIGN OPTION:
WOODEN HANDLE



MATT BLACK



WOOD



SOLID FUEL

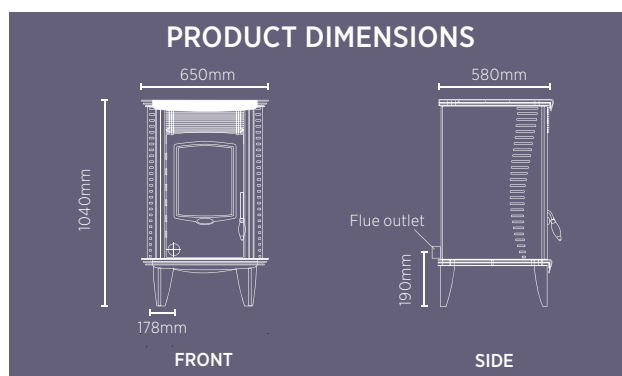




FUSION PELLET STOVE

The Fusion Pellet Stove combines a clean and compact design with incredibly high efficiencies, clean burning and automatic control – all while providing the warmth and comfort of wood heating. With a 13kW output, the Fusion provides a beautiful warmth and is suitable for any large room. Plus, it efficiently converts biomass, in the form of wood pellets, to a powerful heat that emits almost no smoke, helping to protect the environment.

FUEL	EFFICIENCY	WINDOW	ENAMEL OPTION	OPTIONAL BOILER	NOMINAL HEAT OUTPUT
Wood Pellets	90.4%	Plain	No	No	Minimum 4.1kW – Maximum 13kW



RECOMMENDED SOLID FUEL TYPES

Wood Pellet Fuel is a renewable, clean-burning biomass product made from renewable substances, normally recycled waste wood or short rotation coppice wood.



MATT BLACK



WOOD
PELLET FUEL



CONTEMPORARY STOVES

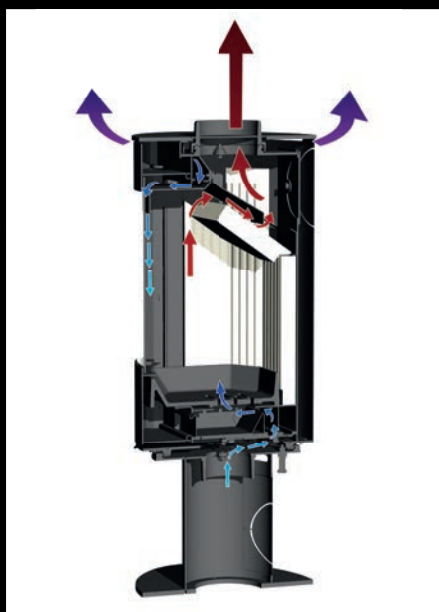
WORKING WITH STEEL

The new AGA Contemporary stoves are truly exceptional. These wood burning stoves are designed to the highest standards and are manufactured from high grade steel, which allows us to produce truly inspiring designs that will be sure to attract attention in any space. With a variety of styles, sizes and outputs not to mention excellent efficiencies and DEFRA smoke exemption throughout, there is a model to suit every home.



BEAUTIFUL DESIGN FEATURES

Clever door opening features, breathtaking flame pictures not to mention strong, smooth lines and exquisite curves. All AGA Contemporary stoves are also external air ready, meaning that they can be installed in such a way that an outside air supply can be channelled directly into the stove.



EXCELLENT EFFICIENCY

Cutting edge engineering ensures that the AGA Contemporary steel stoves deliver the highest efficiencies. In addition, all of the contemporary stoves are DEFRA Smoke Exempt, so they can be used in UK smoke control zones.



OUTSTANDING BUILD QUALITY

AGA Contemporary stoves are built to last. All models are vigorously tested and engineered to ensure they are easy to control and a pleasure to use, whilst providing a stunning flame picture.



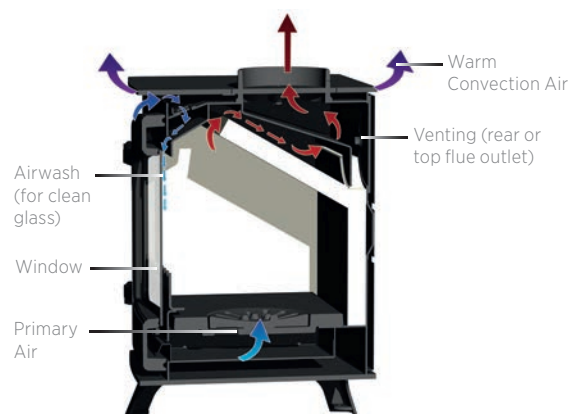
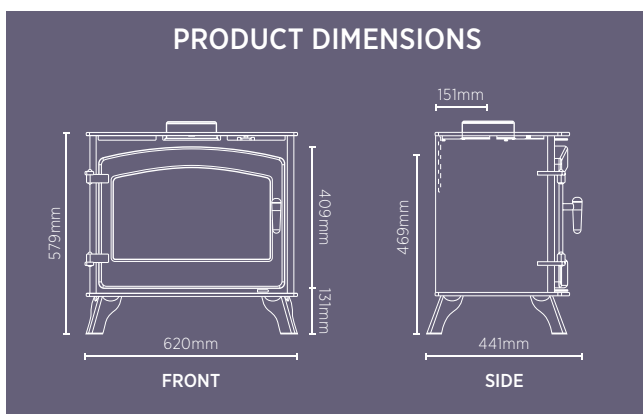


SHAWBURY

A beautiful fusion of contemporary and traditional design, the Shawbury has simplicity at its heart. Straight forward controls and a magnificent flame picture make the Shawbury wood burning stove an easy choice when selecting a stove. A medium sized stove with a nominal heat output of 7.1kW and 77.4% efficiency, the Shawbury is ideal for a medium or large sized living area. The Shawbury is a Smoke Exempt stove (fully approved to burn wood in smoke exempt zones).

FUEL TYPE	FLUE	WINDOW	ENAMEL OPTION	AIR WASH	OPTIONAL BOILER
Wood	Top or Rear	Plain	No	Yes	No

Please consult your dealer for more details.



RECOMMENDED SOLID FUEL TYPES

Dry Seasoned Wood Logs

*Higher or lower outputs can be obtained by lengthening or shortening the refuelling interval.





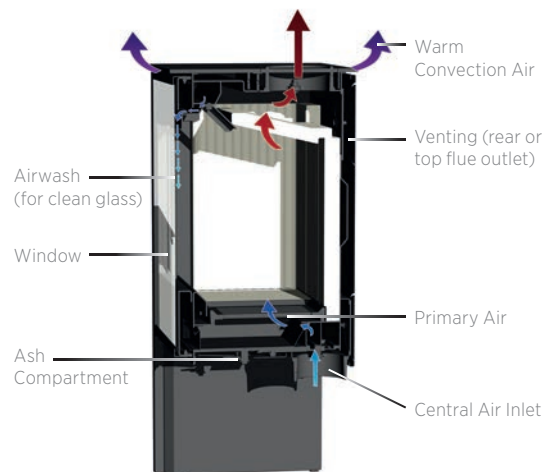
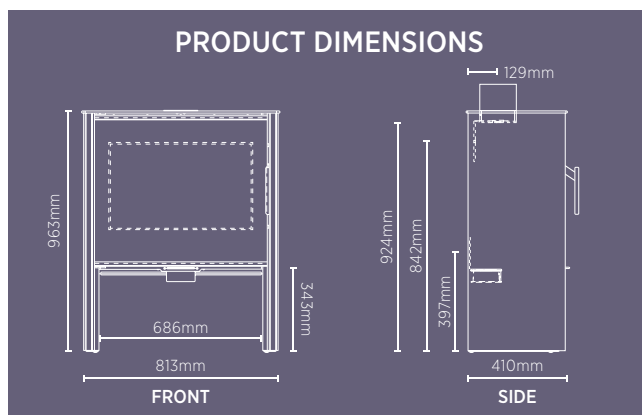


HANWOOD

With its strong lines and large flame picture, the Hanwood wood burning stove makes itself the contemporary heart of any room. Creating comfort and warmth, the Hanwood is a medium sized stove with a nominal output of 6kW and high efficiency of 80.1%. Ideal for the family home the Hanwood stove is ultra controllable as well as being Smoke Exempt (fully approved to burn wood in smoke exempt zones), so, wherever you live, the Hanwood will fit right in. You can also store your logs underneath in the handy log store.

FUEL TYPE	FLUE	WINDOW	ENAMEL OPTION	AIR WASH	OPTIONAL BOILER
Wood	Top or Rear	Plain	No	Yes	No

Please consult your dealer for more details.



RECOMMENDED SOLID FUEL TYPES

Dry Seasoned Wood Logs

*Higher or lower outputs can be obtained by lengthening or shortening the refuelling interval.





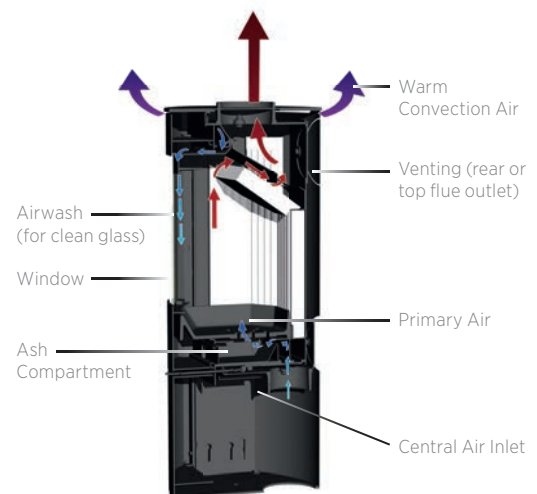
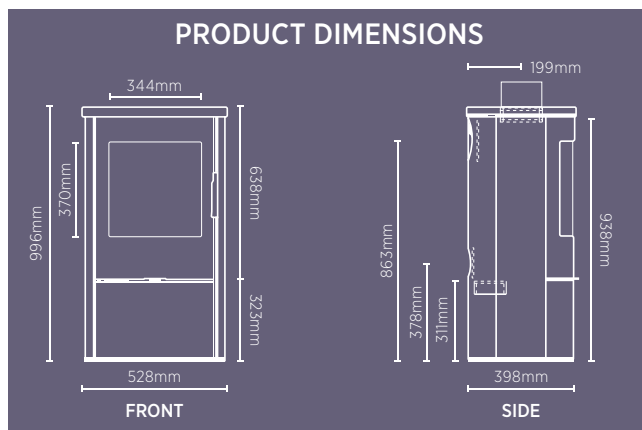


LAWLEY

The Lawley wood burning stove provides a stunning flame picture with simple to use controls. Boasting a nominal output of 4.4kW and one straight forward control to regulate the air intake, the Lawley is ideal for the family home. With 80.5% efficiency, the Lawley uses preheated secondary air to ensure the glass is kept clean. The Lawley is also a Smoke Exempt stove, so it is fully approved to burn wood in smoke exempt zones and is available with either a pedestal (with 360° rotation feature) or a handy wood store base.

FUEL TYPE	FLUE	WINDOW	ENAMEL OPTION	AIR WASH	OPTIONAL BOILER
Wood	Top or Rear	Plain	No	Yes	No

Please consult your dealer for more details.



RECOMMENDED SOLID FUEL TYPES

Dry Seasoned Wood Logs

*Higher or lower outputs can be obtained by lengthening or shortening the refuelling interval.





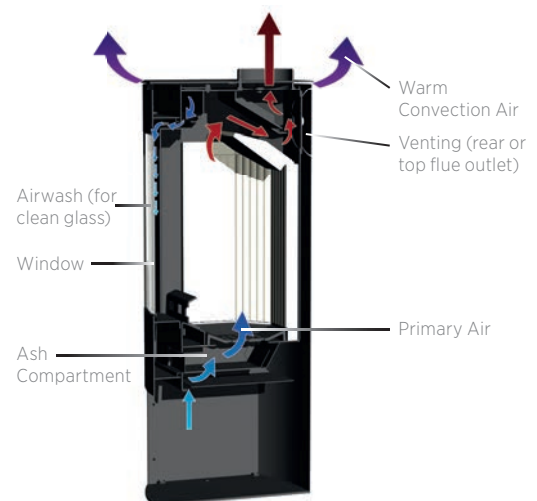
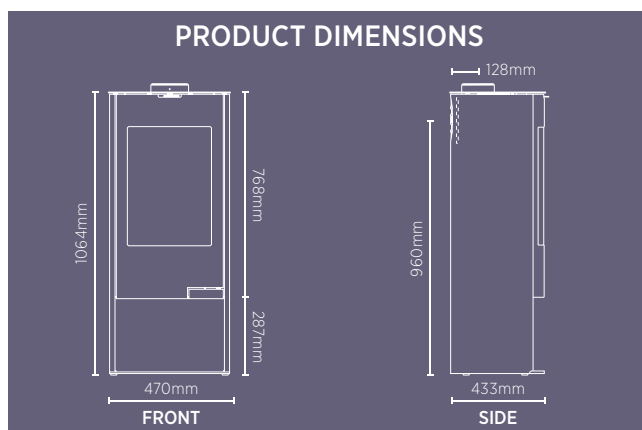


HADLEY

The clean lines of the Hadley wood burning stove will appeal to those looking for an honest, unfussy design. With its impressive height and beautiful flame effect, the Hadley will bring warmth and comfort to the coldest room. A secondary air intake ensures that the glass remains clear for you to enjoy the flame picture and with an 8kW nominal heat output the Hadley will comfortably heat most rooms. With 75.7% efficiency, the Hadley is a Smoke Exempt stove, so it is fully approved to burn wood in smoke exempt zones. The primary air control is easily reached under the ash compartment.

FUEL TYPE	FLUE	WINDOW	ENAMEL OPTION	AIR WASH	OPTIONAL BOILER
Wood	Top or Rear	Plain	No	Yes	No

Please consult your dealer for more details.



RECOMMENDED SOLID FUEL TYPES

Dry Seasoned Wood Logs

*Higher or lower outputs can be obtained by lengthening or shortening the refuelling interval.





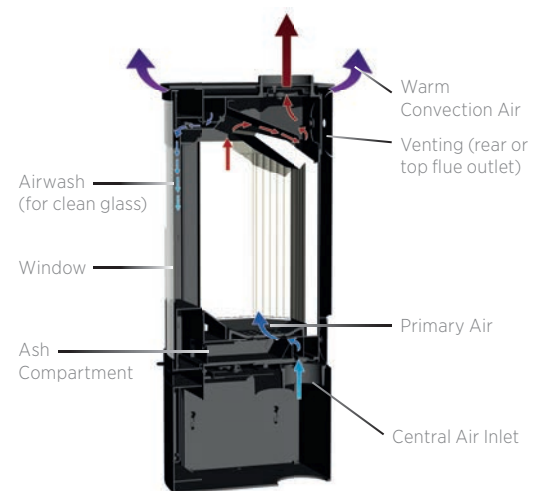
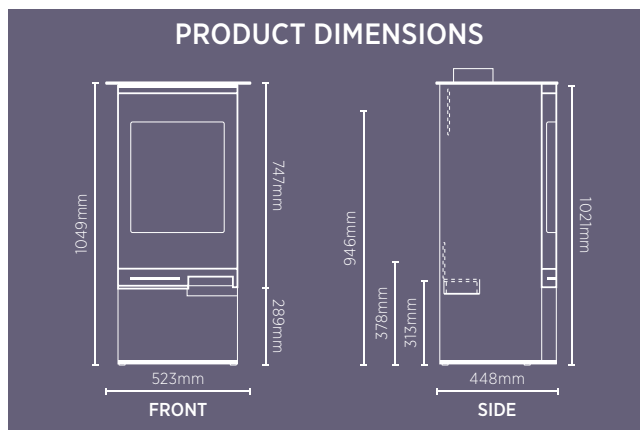


WESTBURY

The Westbury wood burning stove will draw the attention of everyone in the room thanks to its huge glass door and striking flame picture. With 78.1% efficiency and a nominal heat output of 5.9kW, the Westbury will comfortably keep the room cosy and warm. The Westbury is a Smoke Exempt stove, so it is fully approved to burn wood in smoke exempt zones.

FUEL TYPE	FLUE	WINDOW	ENAMEL OPTION	AIR WASH	OPTIONAL BOILER
Wood	Top or Rear	Plain	No	Yes	No

Please consult your dealer for more details.



RECOMMENDED SOLID FUEL TYPES

Dry Seasoned Wood Logs

*Higher or lower outputs can be obtained by lengthening or shortening the refuelling interval.





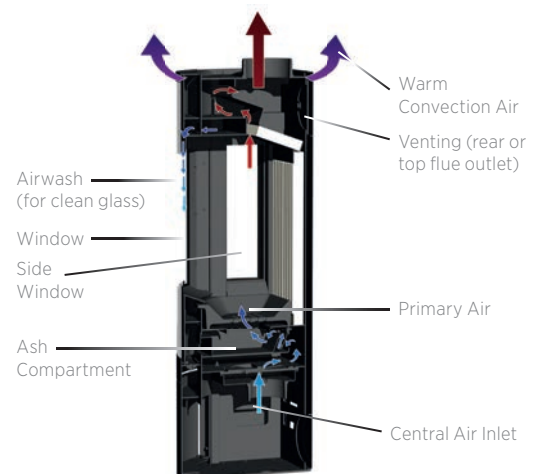
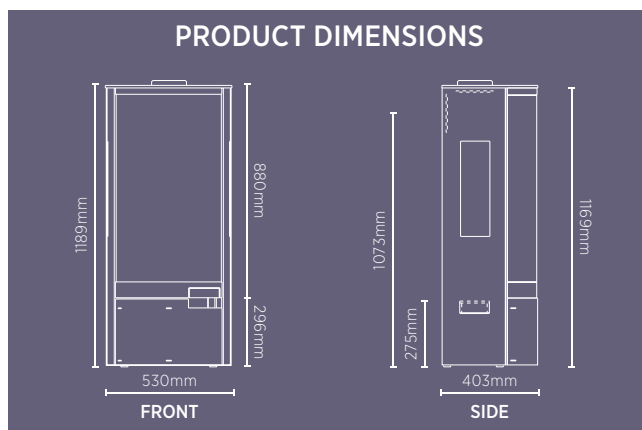


DORRINGTON

A truly beautiful model, the Dorrington wood burning stove adds inspiration to any space it fills. With a high efficiency at 80.4% and a 6kW nominal output it is ideal for medium and large living areas. The Dorrington features windows on either side as well as an ample front glass to ensure you can see the flame effect from virtually anywhere in the room. With one straight forward control to regulate the air intake, the Dorrington uses pre-heated secondary air to ensure the glass is kept clean. The Dorrington is a Smoke Exempt stove, so it is fully approved to burn wood in smoke exempt zones.

FUEL TYPE	FLUE	WINDOW	ENAMEL OPTION	AIR WASH	OPTIONAL BOILER
Wood	Top or Rear	Plain	No	Yes	No

Please consult your dealer for more details.



RECOMMENDED SOLID FUEL TYPES

Dry Seasoned Wood Logs

*Higher or lower outputs can be obtained by lengthening or shortening the refuelling interval.



PRODUCT SPECIFICATION

Models	Nominal Heat Output*				Efficiency	
	Space		Water			
	Wood	MSF	Wood	MSF	Wood	MSF
Stretton	4.9kW	4.4kW	n/a	n/a	78.4%	70%
Stretton SE	4.9kW	4.9kW	n/a	n/a	78.4%	74.2%
Ludlow	6.5kW	6.2kW	n/a	n/a	76.2%	69.2%
Ludlow SE	6.5kW	n/a	n/a	n/a	76%	n/a
Little Wenlock - Classic SE	4.7kW	n/a	n/a	n/a	71.4%	n/a
Little Wenlock - Classic	4.7kW	4.7kW	n/a	n/a	81.2%	70.1%
Little Wenlock - Solid Fuel and Wood	5.7kW	4.2kW	n/a	n/a	79.4%	78.8%
Much Wenlock - Classic	5.5kW	4.1kW	n/a	n/a	77.3%	71.3%
Berrington - Solid Fuel and Wood	8.2kW	8.5kW	n/a	n/a	74.2%	76.8%
Minsterley with Boiler	3.6kW	5kW	7.5kW	7.3kW	69%	73%
Fusion Pellet Stove	4.1kW-13kW	n/a	n/a	n/a	90.4%	n/a
Shawbury	7.1kW	n/a	n/a	n/a	77.4%	n/a
Hanwood	6kW	n/a	n/a	n/a	80.1%	n/a
Lawley	4.4kW	n/a	n/a	n/a	80.5%	n/a
Hadley	8kW	n/a	n/a	n/a	75.7%	n/a
Westbury	5.9kW	n/a	n/a	n/a	78.1%	n/a
Dorrington	6kW	n/a	n/a	n/a	80.4%	n/a

*Higher or lower outputs can be obtained by lengthening or shortening the refuelling interval. MSF = Manufactured Solid Mineral Fuel

Models	Height (mm)	Width (mm)	Depth (mm)	Height to centre of rear flue (mm)	Flue outlet Dia only (mm)	Flue Requirement	Height of top tapping (mm)	Weight (kg)
Stretton	605	482	362	n/a	153	Class 1	n/a	100
Stretton SE	605	482	362	n/a	153	Class 1	n/a	100
Ludlow	588	454	456	469	125	Class 1	n/a	77
Ludlow SE	588	454	456	469	125	Class 1	n/a	77
Little Wenlock - Classic	533	400	415	440	125	Class 1	n/a	69
Little Wenlock - Classic SE	533	400	415	440	125	Class 1	n/a	69
Little Wenlock - Solid Fuel and Wood	535	390	415	535	125	Class 1	n/a	66
Much Wenlock - Classic	700	550	480	480	150	Class 1	n/a	137
Berrington - Solid Fuel and Wood	660	697	495	541	150	Class 1	n/a	186
Minsterley with Boiler	782	568	571	658	153	Class 1	n/a	178
Fusion Pellet	1040	650	580	190	80	Class 1	n/a	115
Shawbury	579	620	408	469	150	Class 1	n/a	105
Hanwood	963	827	410	842	150	Class 1	n/a	172
Lawley	975	528	398	863	150	Class 1	n/a	122
Hadley	1064	480	433	960	150	Class 1	n/a	110
Westbury	1049	536	448	946	150	Class 1	n/a	153
Dorrington	1189	530	403	1073	150	Class 1	n/a	152

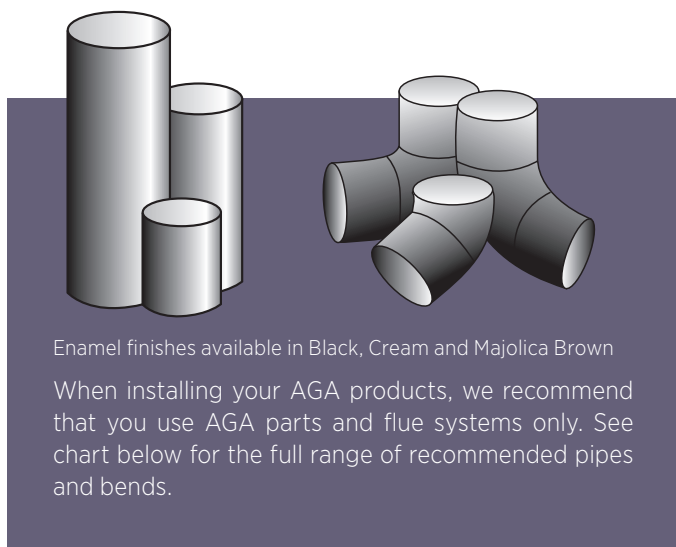
Nominal efficiency and outputs based on refuel every 1.5 hours for wood and 4 hours for solid mineral fuel. All solid fuel AGA Cast Iron Stoves are tested to BS:EN13240 and HETAS approved.

Note: Bituminous coals do not have the same consistency of grade as other solid fuels. Accordingly, please use only those on selected list available from your stockist or heating engineer

and only burn them on a medium or high setting. If the appliance is being operated on wood at a low setting for long periods excess tarring will result.

We recommend that you consult your AGA stockist or qualified heating engineer before making your final stove choice, to be sure the heat output and choice of fuel is most suited to your needs.

CAST IRON PIPES AND BENDS



NOTES:

1. Rated output for solid fuels are based on Ancit Test Fuels. Outputs may vary with other types of fuel.
2. Solid fuel stoves burn on selected bituminous coals, most smokeless fuels and dry woods. Certain smoke exempt stoves burn wood only.
3. For minimum clearance to the side of all appliances, please refer to the installation instructions.
4. For minimum chimney diameters, please refer to the installation instructions.
5. Installations must conform to current Building Regulations and any local bylaws.
6. The door glass may blacken on lower fire settings.
7. All stoves with boilers have four 1" BSP tappings for water connections. The size of stove that you will need for your own particular requirements is obviously something you can decide – but your appointed AGA stockist will be pleased to advise you.
8. All solid fuel stoves have an overnight burning capability. However, it is not recommended to burn bituminous coal for prolonged periods on a low fire. If considering use of manufactured solid fuels, please consult your stockist or heating engineer regarding suitability.
9. This brochure is produced as a visual aid and is not intended to replace the Installation and Users Instructions, or the need to view an appliance.
10. The makers reserve the right to make alterations to design, materials or construction for manufacturing purposes or other reasons, subsequent to publication.
11. AGA stoves have a five year parts and one year labour warranty (Does not apply to consumable items; glass, bricks etc).

PRODUCT	SIZE	CLEANING DOOR OPTION AVAILABLE
Pipes	6" Pipe x 18"	Yes
Pipes	6" Pipe x 18"	Yes
Pipes	5" Pipe x 18"	No
Pipes	5" Pipe x 18"	No
Pipes	6" Pipe x 34" *	No
Pipes	6" Pipe x 34"	No

PRODUCT	SIZE	DEGREE
Bends	6" Bend	112°
Bends	6" Bend	112°
Bends	6" Bend	90°
Bends	6" Bend	90°
Bends	6" Bend	45°
Bends	6" Bend	45°
Bends	5" Bend	112° or 45°
Bends	5" Bend	112° or 45°
Bends	5" Bend	90°
Bends	5" Bend	90°

*Cream enamel not available.

ALL OF OUR STOVES ARE APPROVED BY:



SFA (SOLID FUEL ASSOCIATION)

The Solid Fuel Association is funded by solid fuel producers and distributors and was established to encourage greater awareness of the benefits of domestic solid fuel heating among the general public. Operating as an advice centre, the Solid Fuel Association welcomes communication on all matters concerning the use of solid fuels both from domestic consumers and professionals such as heating installers and architects.



HETAS

HETAS is the official body recognised by government to approve solid fuel domestic heating appliances, fuels and services. Its work in approving products covers boilers, cookers, open fires, stoves and room heaters. Established in 1936, HETAS Ltd. is the official testing and approval body for the domestic solid fuel industry. HETAS Ltd. approves and gives the three-tick logo mark of quality assurance to solid fuels and solid fuel stoves.



CE Mark

All AGA Stoves carry the CE Mark. This means that they comply with the essential requirements of the relevant European health, safety and environmental protection legislation.

HELPFUL ADVICE

There is an AGA stove to suit every size and style of room. We recommend that you discuss your requirements with an appointed AGA authorised stove stockist, who will be happy to advise you on the heat output and choice of fuels best suited to your needs. For more details on AGA Stoves or for help in choosing the right stove for you, please contact your local authorised stove stockist dealer on the details overleaf.

For further information on AGA and its exclusive range of stoves please visit: agaliving.com

Urban regeneration


Introducing the all-new electric AGA City60, a 2-oven cast iron AGA, the same size as a conventional cooker. It uses radiant heat which is gentler on food, successfully locking in both moisture and flavour as it cooks.



To welcome the AGA City60 to your neighbourhood
visit agaliving.com or call 0845 481 0062.



Home to great cooking
#radiantheat



GARTON KING
APPLIANCES LTD

(01392) 878262

(01392) 254945

Copyright © AGA Rangemaster Limited 2015. Brand names, words and logos are registered trademarks of AGA Rangemaster Group, Juno Drive, Leamington Spa, Warwickshire, CV31 3RG. AGA is a trading name of AGA Rangemaster Limited. Registered in England & Wales under registered number 3872754. Registered office: Juno Drive, Leamington Spa, Warwickshire, CV31 3RG England. Patent pending number 1008608.

AGA continuously seeks improvements in specification, design and production of products and thus, alterations take place periodically. Whilst every effort is made to produce up-to-date literature, this brochure should not be regarded as an infallible guide to current specification, nor does it constitute an offer for the sale of any particular appliance.



Part of the
AGA RANGEmaster
Group



5 033560 003070 >